


grotheer architekten

GEBÄUDE UND RÄUME



grotheer architekten

GEBÄUDE UND RÄUME

Font and spacing system

7,5 B		0,3
15 B		0,6
15 B	grotheer architekten	0,6
25 A		1
7,5 B	GEBÄUDE UND RÄUME	0,3
10 A		0,4
15 B		0,6

5 B		0,2
10 B		0,4
10 B	grotheer architekten	0,4
25 A		1
5 B	GEBÄUDE UND RÄUME	0,2
10 A		0,4
10 B		0,4

15 mm		0,6
25 pt	spacing 25 pt	1
25 pt		1
7,5 mm	GEBÄUDE UND RÄUME	0,3
10 px		0,4
15 mm		0,6

Deciding for the spacing is the capital-height of the logo!

pt	A	Nominell	A ≈ B
mm	B		(e.g. 15 pt ≈ 15 mm)
		Reell	1 mm = 3,8 pt

Grothener fonts

intro regular alt
intro book alt
intro light alt

grotheer
0179 7861058
Friederike

Explanation fonts

INTRO THIN CAPS

GEBÄUDE UND RÄUME
INNENARCHITEKTUR

Common fonts

intro regular
intro book
intro light

Haus Herpich
Baubeschreibung
architekten

Height and spacing

Headline

SUBLINE

Untiora quiam que ditam fuga. Itatecullab illore cum quodicipid et et, to exerspe ditiuntin nimagnimus eum est la uolorpo restempore, uid militatur?

Por sani tet fugitaiat fugitat emolectem repero te reremod etur? Ugias postiisi verit faccus custo quam aut ut il ide explic te venis ea etur, corit aut prem alitis es eatem. Boriber ciumque nam fugi parum dolor apelicto et odis qui dolum quo is autem volorem illest, simus dolupta dollor reperferum qui utae voluptae non rende rem dollibus etur sum quam dolupta taturio.

Conseque ea si as voluptates el ium nos nim endellu ptiant omnisti doloreius doloria et eatiatios exere uolorum seque vent faccabo-repta pro odiande molupid esequiatet aut atemolu ptatem cullabore vendi sed modita excesed ignihic toresti berunt vollest ius-amus ament. Cipsam, omnimi, sam fugiam ilit fuga. Ita dionsecte mo quia nos esequis aribus, quod mintur?

Headline

Intro Regular

Height: 25 A

Spacing: 30 A

Subline

INTRO BOOK CAPS

Height: 10 A

Spacing: 25 A

Text

Intro Light

Height: 10 A

Spacing: 15 A

Colour board

A

B

C

D

E

F

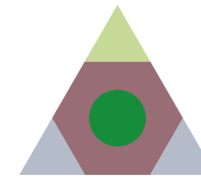
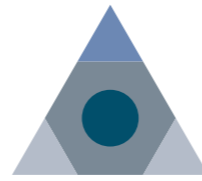
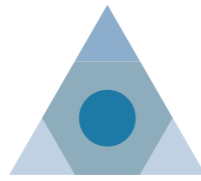

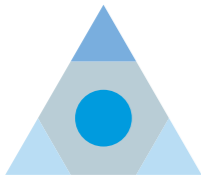
G

H

I

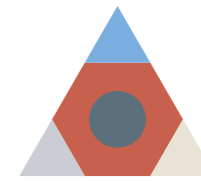

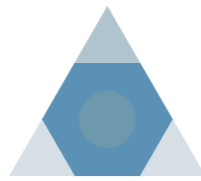
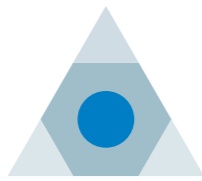
J

1



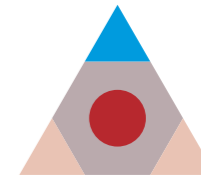








1

2



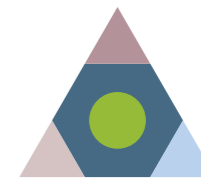
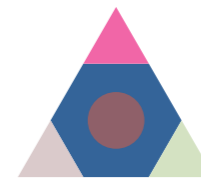
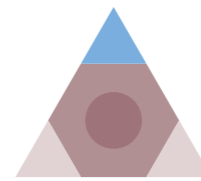






2

3





3

4




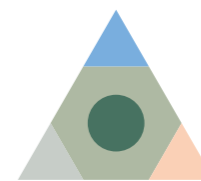


4

5




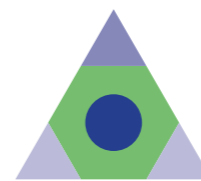


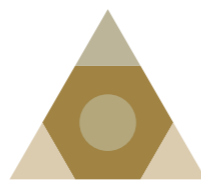

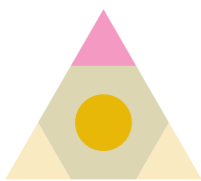
5

6



6

7



7

Three-digit system

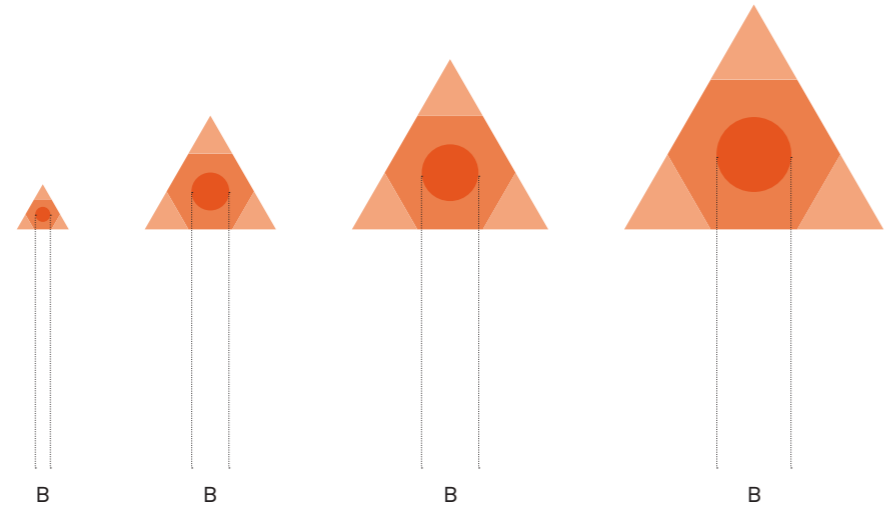
Examples colouring

											GSB
											FRI
											HAM
A-Z											JNT
											WDE
											KOU
											5LZ
0-9											TC7

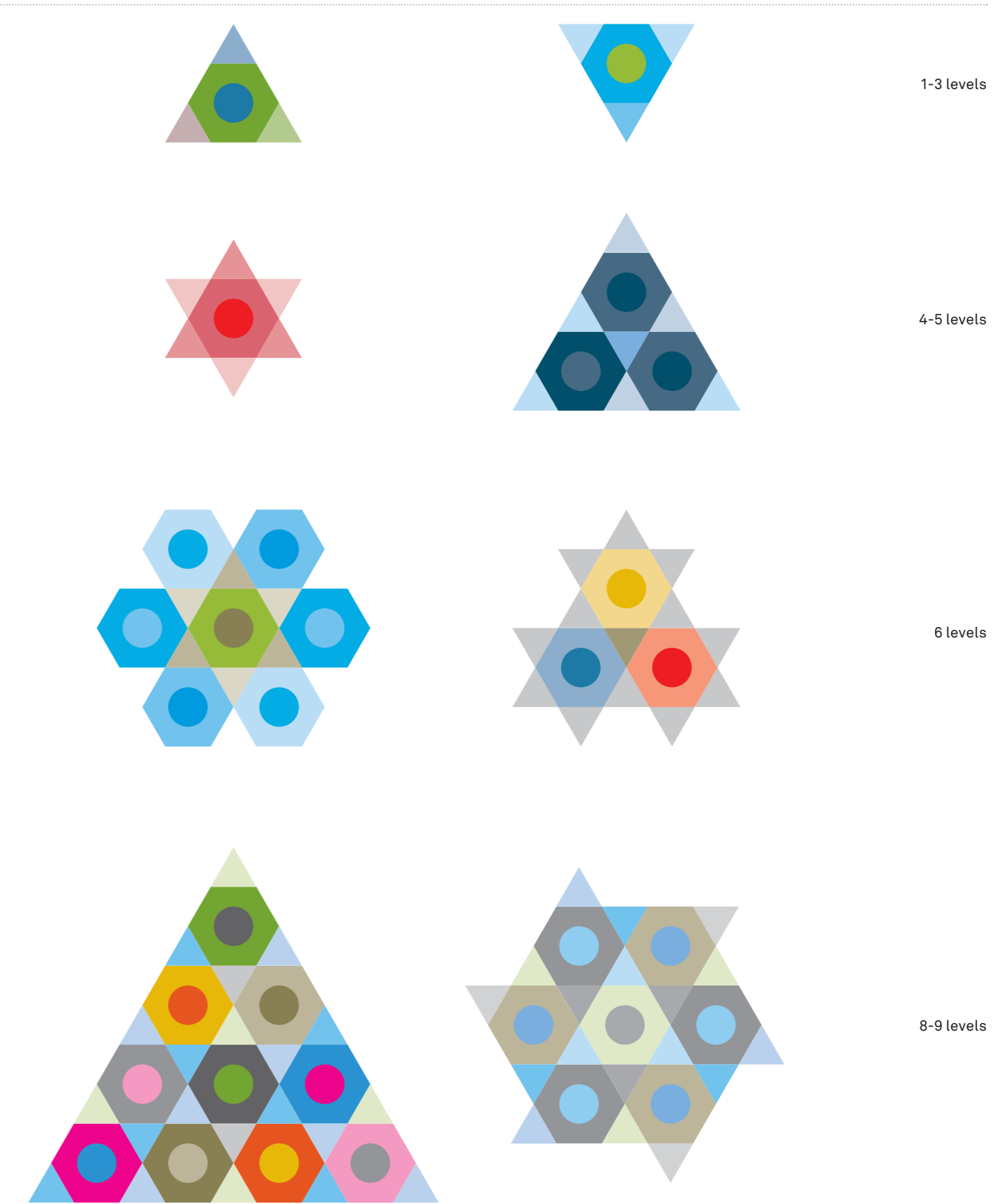
Pattern system



B



Pattern levels







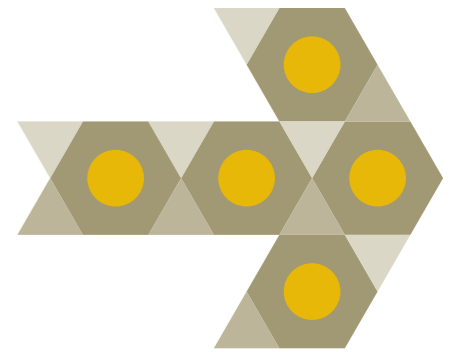
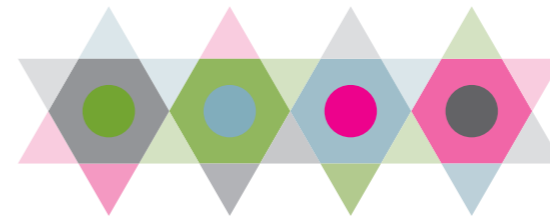





1-3 levels

4-5 levels


6 levels

8-9 levels


Examples pattern



Examples project-logos




SWH




RO4




J80



CTJ



VDT



KGL
